

AR 65^e

Operation weight:
5,150 kg

Power:
54 kW (72.5 HP)

Shovel capacity:
0.8 - 1.05 m³



 **Weycor**
BY ATLAS WEYHAUSEN

AR 65^e

SMALL e. BIG EFFECT.

weycor wheel loaders are more than the sum of their parts. They reflect true passion, a fascination with technology and 'Made in Germany' quality.

It's thanks to the innovative spirit of our people, their dedication to detail and their passion for powerful engine technology that this new **e-generation of wheel loaders** has been developed.

The small '**e**' stands for

- emission reduction: Keeps the required NOx and PM limits in accordance with the most stringent emission regulations
- efficient: Higher power, lower consumption
- evolutionary: Advanced designs that are optimised down to the smallest detail



WEYCOR: POWERFUL, PRECISE, RELIABLE.



LATEST KINEMATICS TECHNOLOGY

The proven and tested weycor kinematics with its exceptional tear-out force and excellent lifting heights. The tapered loading rocker makes sure you can always keep an eye on the attachment.



EASY MAINTENANCE

Low-maintenance and quick, easy servicing is achieved by central, consolidated, easy-to-reach service points.



HYDRAULIC QUICK-CHANGE ATTACHMENT

By allowing you to change the wheel loader's attachments in a few seconds, it turns the vehicle into an all-rounder.



ARTICULATED PENDULUM JOINT

Provides for excellent maneuverability and cross-country mobility. Even on challenging terrain, the low center of gravity ensures exceptional stability.



SEPARATE INCHING PEDAL

Less wear & tear and fuel consumption: In contrast to the conventional combined brake/inching pedal, with the separate inching pedal, the risk of inadvertently activating the main brake while you drive is eliminated.



NEGATIVE BRAKE

Serves to maintain a stable position while the wheel loader is driven on slopes with the brake or inching function activated. All four wheels are automatically blocked as soon as the engine is stopped.

COMFORTABLE CABIN

In addition to the excellent circumferential visibility in the wheel loader, its clearly arranged controls and its ergonomic design.

POWERFUL DRIVE UNIT

weycor wheel loaders are equipped with state-of-the-art engines which combine high power reserves for challenging operations with up-to-date low emission values.



DEUTZ ENGINE TECHNOLOGY

TD 2.9 L4

Newly-designed, water cooled 4-cylinder inline engine with cooled, external exhaust gas recirculation with and without turbocharging and optionally with and without charge air cooling. Use of DVERT® oxidation catalyst (DOC) enables maintenance-free operation under all application and ambient conditions. The powerful Common Rail injection system and highly-efficient combustion process with cooled external exhaust gas recirculation ensure optimum engine performance at low fuel consumption and exhaust emissions. Best cold starting performance even under extreme conditions. The engines meet the requirements of the EPA TIER 4 with DVERT® oxidation catalyst.

AR65^e

TECHNICAL DATA ENGINE

Make	TD 2.9 L4
Type	water cooled
Power***	set to 54 kW (72.5 HP) at 2,200 min ⁻¹
Max. torque	260 Nm at 1,800 min ⁻¹
Stroke	2,920 cm ³
Cylinders	4 in line

Common Rail injection system with cooled external exhaust gas recirculation and oxidation catalyst. No regeneration necessary.

ELECTRICAL SYSTEM

Operating voltage	12 V
Battery	12 V / 88 Ah
Alternator	14 V / 95 A
Starter	12 V / 2.6 kW

DRIVE

- Output-regulated hydrostatic drive with pressure cut off and closed circuit acting on all 4 wheels
- Speed with standard tires: Operating speed range 0-6.5 km/h Road speed range 0-20 km/h Optional high speed 40 km/h (upon request)
- 1st and 2nd hydraulic gear can be engaged under load, forward/backward travel also
- Forward/backward travel, speed ranges and off-position operational via weycor joystick
- Drive operated by accelerator and separate inching pedal for best distribution of the hydraulic power for thrust and lifting forces

BRAKES

Standard brake: Multi-disc brake in oil bath acting on all 4 wheels. Supplementary brake functions via inching pedal and hydrostatic drive acting on all 4 wheels.

Parking brake: Parking brake as spring-loaded brake acting on all 4 wheels. In case of standstill of engine the spring-loaded brake is automatically reactivated.

AXLES

Rigid axles with planetary reduction gears in wheel hubs, connecting electrically 100%-differential lock in front and rear axle.

STEERING

- Fully hydraulic center pivot steering
- Front and rear wheels follow the same track
- Steering angle of 40° to each side, ±12° angular movement at rear of vehicle
- Operating pressure of steering hydraulics 175 bar
- Emergency steering function

TIRES

Standard: 12.5-20 MPT – Multi-purpose tires for sand and gravel surfaces, woodland, roads and paths
Special tires: 400/70 R20 XMCL – Wheel loader tires for clay, sand, gravel, fields and greenland, fortified roads
 405/70 R20 EM – Construction machine tires for clay, sand, gravel, asphalt, roads, gardening and landscaping

Special tires upon request

HYDRAULIC SYSTEM

- Gear pump for loading and steering hydraulics
- Priority valve favoring steering hydraulics
- Lowering brake independent of load
- 3rd hydraulic section serial
- Loading hydraulic hydraulically pre-activated by weycor joystick, including float position
- Operating pressure 230 bar, Delivery of pump 62 l/min
- Option: Loading hydraulics electrically pre-activated

LOADING EQUIPMENT

- Powerful and solid Z-kinematics with high tear out force
- Hydraulic quick change device
- Activation of all functions by weycor joystick
- Parallel movement while using pallet forks
- Automatic shovel return to excavation position
- Locking device acc. to German StVZO for road travel
Lifting 5.3 s
Lowering 3.8 s
Tipping 1.7 s

FUEL/OIL CAPACITIES

Diesel.....	100 Liter
Hydraulic oil.....	76 Liter
Engine oil	11 Liter
Front axle	6 Liter
Rear axle.....	5.8 Liter
Gear oil	2.5 Liter
Cooling liquid.....	15 Liter

STANDARD EQUIPMENT INCLUSIVE

- Rear driving mirrors, foldable
- Heatable rear screen
- Comfortable access to cab from both sides
- Activation of all functions by weycor joystick
- Control lights for speed range, forward/backward travel
- Lights acc. to German StVZO for road travel
- Individually adjustable driver's seat with adjustable right arm rest
- Engine oil heating with heat exchange and 4-stage fan
- Front windscreen ventilation, variable output
- Sound absorbing ROPS cab
- Windscreen wipe and wash unit in front and rear
- Sun visor, coat hook, ceiling lamp, stow facility
- Adjustable steering column
- Heat protection glazing with largetinted screens
- Control lights for engine oil pressure, overheating, hydraulic oil temperature, battery power, parking brake and air filter
- Central dashboard with indicators for preheating, engine temperature, fuel, working hour meter

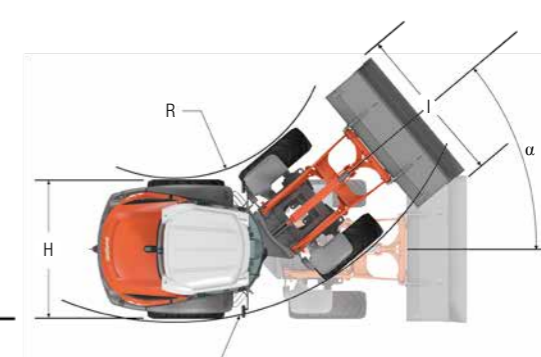
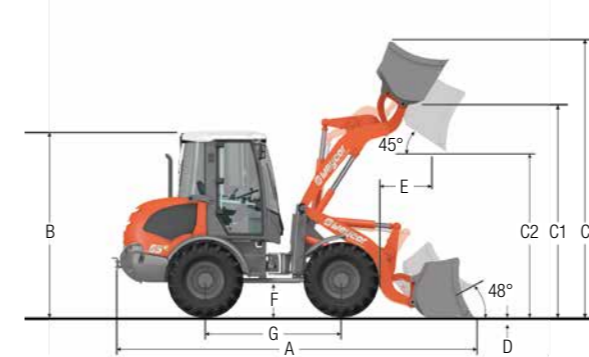
OPTIONS

TECHNICAL OPTIONS

- 4th hydraulic section front or rear
- Stability damping system
- Slow drive inching pedal
- High speed version 40 km/h
- Extended lifting frame
- Load check valve for lifting and working cylinders
- Trailer coupling
- Main battery switch
- Agro oil cooler
- Special paintings and oils
- Corrosion prevention against salt
- Joystick with integrated proportional steering for 3rd section (only with ADS)
- weycor diagnostic system (ADS) for monitoring engine parameters with integrated electronic anti-theft device
- Engine oil preheating 220 V
- Warning beacon
- Anti-theft-device with code stick
- Heatable and air cushioned seats
- Air conditioning, auxiliary heating
- Radio
- Doors with sliding windows, left and right side
- Hydraulic start-stop system
- Diesel particulate filter

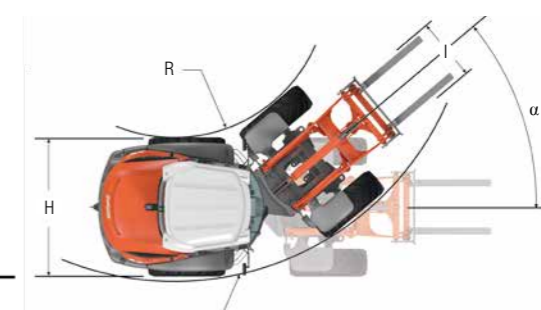
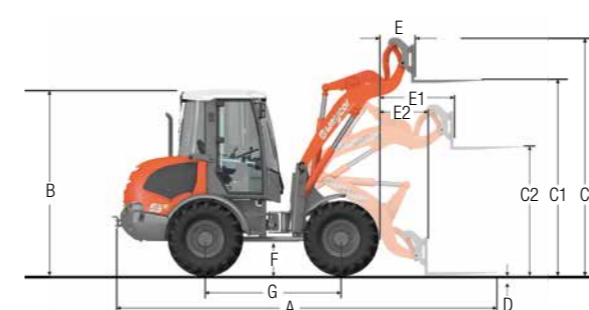
More options upon request

TECHNICAL DATA AR 65e WITH STANDARD SHOVEL



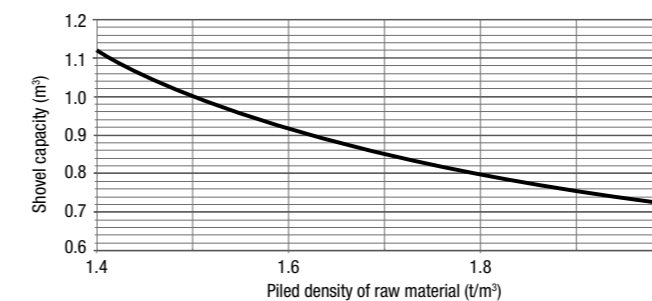
A	5,250 mm
B	2,689 mm
C	3,960 mm
C1	3,165 mm
C2	2,465 mm
D	80 mm
E	625 mm
F	450 mm
G	2,000 mm
H	1,870 mm
I	1,970 mm
R	1,817 mm
R1	3,715 mm
α	40°

TECHNICAL DATA AR 65e WITH PALLET FORKS



A	5,550 mm
B	2,689 mm
C	3,420 mm
C1	2,975 mm
C2	1,365 mm
D	60 mm
E	460 mm
E1	1,195 mm
E2	725 mm
F	450 mm
G	2,000 mm
H	1,870 mm
I	1,030 mm
R	1,817 mm
R1	3,715 mm
α	40°

DIAGRAM FOR SHOVEL SELECTION



SPECIFIC GRAVITY FOR MATERIAL HANDLING WEIGHT (t/m³)

Construction	Industry	
concrete.....1.9	ember.....0.7	phosphate fertiliser.....2.2
soil (dry).....1.5	brown coal briquette.....0.8	turf (watery).....1.1
soil (watery).....2.0	ferrous product.....7.8	turf (dry).....0.4
rock (fill).....2.4	iron ore.....2.3	mineral fertiliser.....1.0
granite.....1.8	cullet.....1.9	
limestone.....1.6	gas coke.....0.4	
gravel (dry).....1.9	timber.....0.8	
gravel (watery).....2.1	mineral coal.....1.2	
loam.....1.7	paper.....0.9	
plaster.....2.2	slag.....1.0	
sand (dry).....1.9	slag concrete.....2.7	
sand (watery).....2.1		
sandstone.....2.4	Landscaping, Agriculture	
shale.....2.2	agricultural crop.....0.7	
sediment.....2.1	grain.....0.6	
crushed stone.....1.5	hay.....0.3	
de-icing salt.....1.3	potash.....1.1	
clay.....1.6	compost.....1.0	
cement.....1.7	flour.....0.5	
clinker (stacked).....1.8	clay (watery).....2.3	

OPERATING DATA

Shovel capacity acc. to SAE	0.8 m ³
Track width	1,510 mm
Turning radius (outer shovel edge)	4,164 mm
Tear out force	5,160 daN
Torque	4,100 daN
Tipping load, straight	4,160 kg
Tipping load, articulated	3,673 kg
Lifting capacity at ground level	4,590 daN
Service weight	5,150 kg

Differing data for use of pallet forks (500 mm distance to center of gravity)*

Static tipping load, straight and articulated	2,867 kg
Lifting capacity	2,845 daN
Payload 80% even surface**	2,294 kg
Payload 60% uneven surface***	1,721 kg

Sound level

Average acoustic power-level L _{WA} ⁽¹⁾	100.0 dB(A)
Guaranteed acoustic power-level L _{WA} ⁽²⁾	101.0 dB(A)
Sound pressure level L _{pA} ⁽³⁾	77.0 dB(A)
Specific vibration-data Hand- / arm- / bodyvibration ⁽⁴⁾	< 2.5/0.5 m/s ²

* Travel with load only permitted close to the ground.
 ** According to ISO 8313 and EN 474-3. *** According to ISO 14396, EU RL97/68/EC. (1) According to 2000/14/EG & appendixes. (2) According to 2000/14/EG & appendixes. (3) According to ISO 6396. (4) According to ISO 8041.



You can find our current product range and more exciting details at: **www.products.weycor.de**

Under our policy of continuous improvement, we reserve the right to change specifications and design without prior notice, errors expected. The technical data refer only to the standard version, illustrations do not necessarily show the standard version of the machine. Not all products are available in all markets.

weycor is a brand of ATLAS WEYHAUSEN GMBH.

ATLAS WEYHAUSEN GMBH · D - 27793 Wildeshausen
Phone +49 (0) 44 31 - 98 10 · info@weycor.de · www.weycor.de

 **weycor**
BY ATLAS WEYHAUSEN